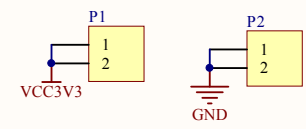
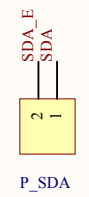
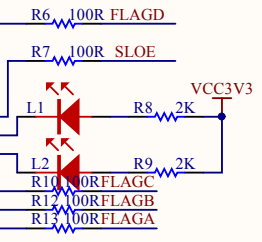
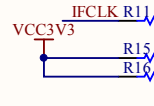
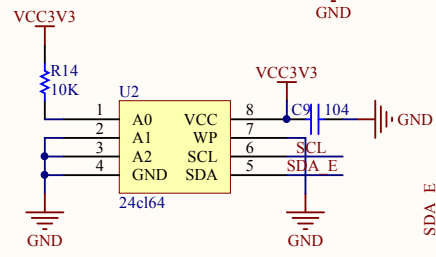
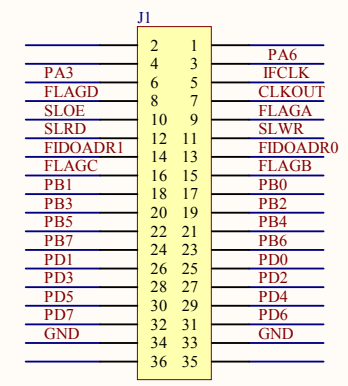


U1	
PD5	1
PD6	2
PD7	3
GND	4
CLKOUT	5
VCC3V3	6
GND	7
GND	8
RDY0/*SLRD	9
RDY1/*SLWR	10
VCC3V3	11
XTALOUT	12
XTALIN	13
AGND	14
AVCC	15
DPLUS	16
DMINUS	17
AGND	18
VCC	19
GND	20
SCL	21
SDA	22
VCC3V3	23
VCC	24
GND	25
PB0/FD0	26
PB1/FD1	27
PB2/FD2	28
PB3/FD3	29
PD4/FD12	30
PD3/FD11	31
PD2/FD10	32
PD1/FD9	33
PD0/FD8	34
*WAKEUP	35
VCC	36
RESET#	37
GND	38
PA7/*FLAGD/SLCS#	39
PA6/PKTEND	40
PA5/FIFOADR1	41
PA4/FIFOADR0	42
PA3/*WU2	43
PA2/*SLOE	44
PA1/INT1#	45
PA0/INT0#	46
VCC	47
CTL2/*FLAGC	48
CTL1/*FLAGB	49
CTL0/*FLAGA	50
GND	51
VCC3V3	52
GND	53
PB7	54
PB6	55
PB5	56
PB4	57



Title		
Size	Number	Revision
A4		
Date:	2014/2/26	Sheet of
File:	\\.\CY7C68013A USB Board (mini).Sch	Drawn By: