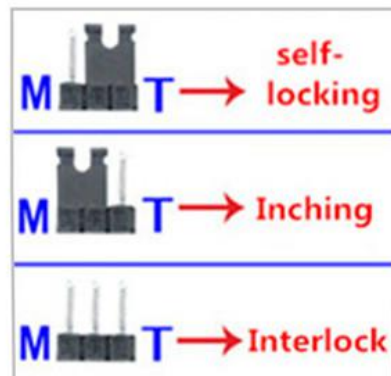



### Step1. Output Working Way (switch by change the jumper cap position):

(Special reminder: To switch the working mode, the power supply must be disconnected before normal operation)

1. Jog: Pressing one button is working. Loosing your finger on the same button is stop. (need one channel switch and one buttons remote control)
2. Self-lock: Pressing one button for one time is working. Pressing the same button again is stop (need one channel switch and one buttons remote control)
3. Inter-lock: Pressing one button is working. Pressing another button is stop (need one channel switch and 2 buttons remote control)
4. Please notice that here is 1CH and 1 button wireless remote control. You can choose the self-lock or jog working/ output way, you better choose jog or self-lock, so pressing the button is open, and pressing again is close, or pressing is open, and loosing finger is close





## Step2. Learning and Remove Method:

1. Press the learning code. The indicator from on to off, loosen your finger, press any button of the remote control, the indicator flash 2 times and off. It mean you learn it successfully
2. It can learn more than 12 PCS 2262 or 1527 chip with the different code wireless remote control

**Remove/ Clean:** Press the learning button about 8 seconds, the indicator turn on to off, it means the information that you keep have been removed successfully


Please check the code for the first use. Clear the code first → check the code → normal use

- 1: Clear code: After powering on, keep pressing the learning button on the receiver, and let the indicator light go from on to off to on and then let go. At this time, the code clear is successful!
- 2: Code matching: After powering on, keep pressing the learning button of the receiving

board until the indicator light is off, then let go and then press the button of the remote control to learn, the receiving board indicator flashes 5 times and then goes out to indicate the code matching success.

★ This controller is used with remote controllers such as learning code 2262/2264/2260/527, learning type 1527/2240, etc. The oscillation resistance is not limited, but 4.7M/220K is the best.

**Wiring:**



12V output voltage control wiring diagram



Other voltage control wiring diagram

