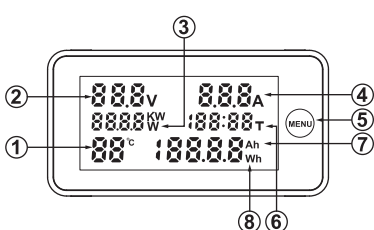


KWS-DC200直流电量测试表使用说明书

- 1: 温度
- 2: 电压
- 3: 功率
- 4: 电流
- 5: 操作按键
- 6: 计时
- 7: 容量
- 8: 电量



产品型号:

KWS-DC200-10A /内部自带分流器

KWS-DC200-50A/外置外流器

KWS-DC200-100A/外置外流器

产品功能:

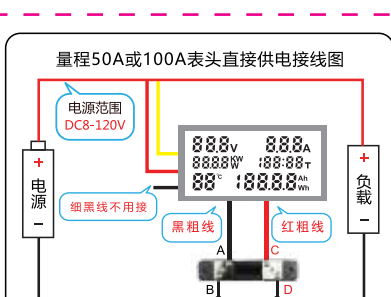
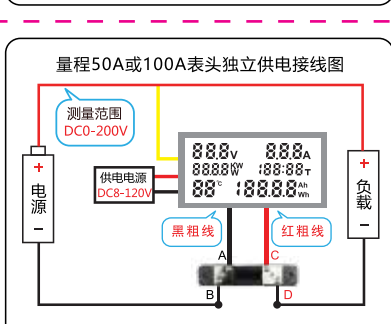
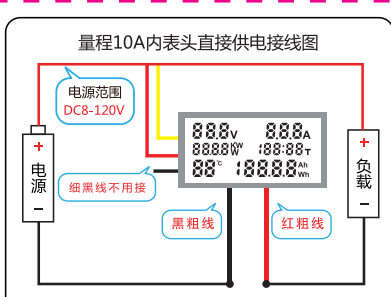
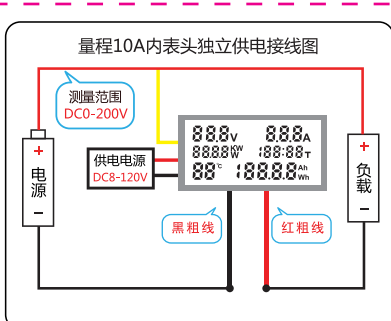
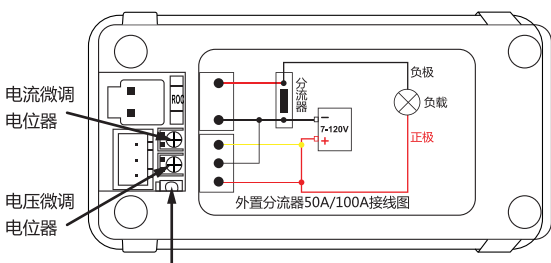
- 1. 电压、电流、功率、计时、温度、容量、电量。
- 2. 容量、电量、计时可进行清零功能。
- 3. 计时与容量、电量有断电记忆功能。
- 4. 本产品直接供电可测量8-120V，外接供电可测量0-200V。

产品参数:

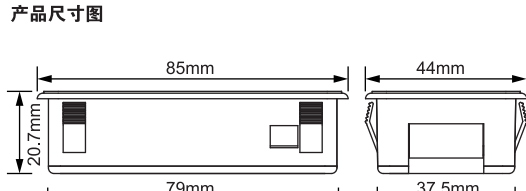
型号: KWS-DC200-10A	型号: KWS-DC200-50A	型号: KWS-DC200-100A
供电电压: 8-120V	供电电压: 8-120V	供电电压: 8-120V
测试电压: 0-200V	测试电压: 0-200V	测试电压: 0-200V
电流: 0- 10A	电流: 0- 50A	电流: 0- 100A
功率: 0-2000W	功率: 0-10000W	功率: 0-20000W
安时: 0-19999Ah	安时: 0-19999Ah	安时: 0-19999Ah
瓦时: 0-19999Wh	瓦时: 0-19999Wh	瓦时: 0-19999Wh
计时: 0-200H	计时: 0-200H	计时: 0-200H
温度: -9°C-99°C	温度: -9°C-99°C	温度: -9°C-99°C

操作说明:

- 单击面板MENU按键可查看安时与瓦时使用量。
- 长按MENU按键3秒，可将计时、安时、瓦时这3个数据归零。
- 本产品直接供电可测8-120V。
- 采用外部供电时可测0-200V。
- 电流与电压可进行手动校准，校准方法如下图。
- 测试参数请注意参考如下接线图。

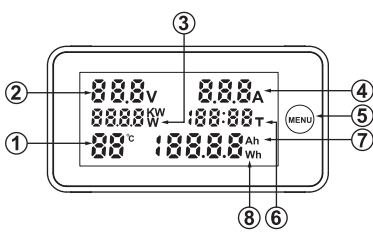


产品尺寸图



Instruction manual of KWS-DC200 DC power meter

- 1: Temperature
- 2: Voltage
- 3: Power
- 4: Current
- 5: Button
- 6: Timing
- 7: Electricity
- 8: Electric quantity



Product Model

- KWS-DC200-10A / With internal shunt
- KWS-DC200-50A/ With external shunt
- KWS-DC200-100A/ With external shunt

Product Function

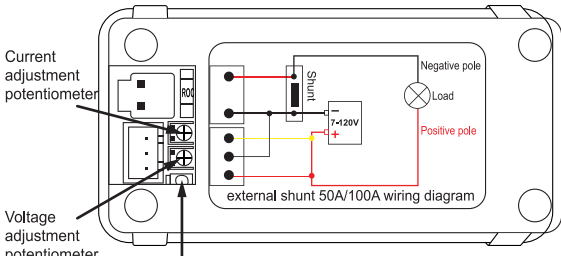
1. Voltage, current, power, timing, Temperature, electricity, electric quantity.
2. Electricity, electric quantity and timing can be reset.
3. Electricity, electric quantity and timing have power-down memory function.
4. The direct power supply of this product can measure 8-120V, and the external power supply can measure 0-200V.

Product Parameter

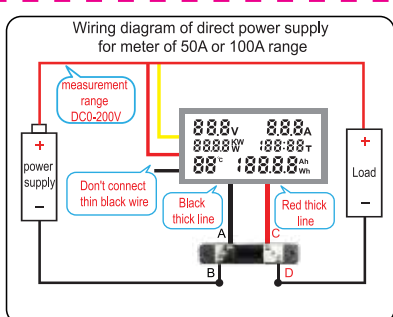
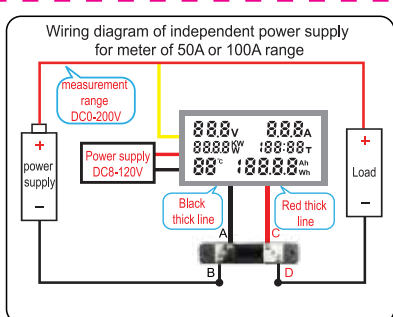
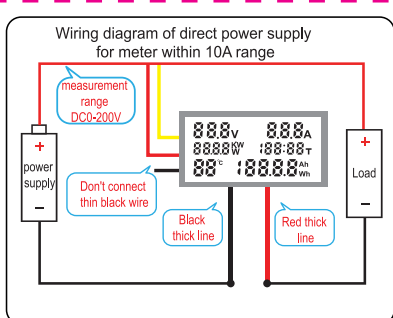
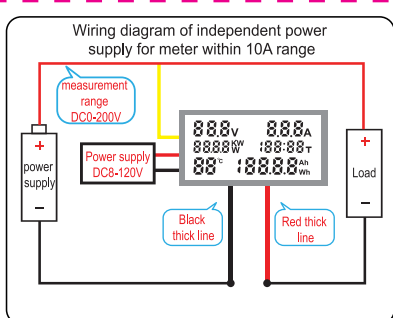
Model: KWS-DC200-10A	Model: KWS-DC200-50A	Model: KWS-DC200-100A
Supply voltage: 8-120V	Supply voltage: 8-120V	Supply voltage: 8-120V
Test voltage: 0-200V	Test voltage: 0-200V	Test voltage: 0-200V
Current: 0-10A	Current: 0-50A	Current: 0-100A
Power: 0-1200W	Power: 0-10000W	Power: 0-20000W
Ah: 0-19999Ah	Ah: 0-19999Ah	Ah: 0-19999Ah
Wh: 0-19999Wh	Wh: 0-19999Wh	Wh: 0-19999Wh
Timing: 0-200H	Timing: 0-200H	Timing: 0-200H
Temperature: -9°C-99°C	Temperature: -9°C-99°C	Temperature: -9°C-99°C

Operating Instructions

Click the MENU button to view the electricity and electric quantity.
 Hold the MENU button for 3 seconds to reset the timing, Ah and Wh.
 The direct power supply of this product can measure 8-120V, and the external power supply can measure 0-200V.
 The current and voltage can be calibrated manually.
 The calibration method is shown in the figure below.
 Please refer to the following wiring diagram for test parameters.



Hold the button for 3 seconds to reset the current.



Product size chart

